

DESCRIPTION

In this lesson students will observe animals while at Wildlife World Zoo and use some of the vocabulary they learned in the 'Zoo Lingo' lesson. They will imagine that they are the keeper for some of the animals and keep a daily log.

OBJECTIVE:

Learners will-

identify husbandry and training vocabulary in objects, circumstances, and signage at Wildlife World Zoo.

SETTING THE STAGE:

Ask students what needs to be done daily when or if they have a pet: feeding, cleaning, cage up-keep, give attention to/play with animal.

Discuss with the students that animals at the zoo need to be cared for just like their animals/pets at home (fed, cleaned, mentally stimulated daily).

Discuss with the students that observing animals is key to understanding animal behavior and is a large part of animal care, whether they are a pet or a zoo animal.

CUB-LEVEL ACTIVITY:

Have students get in groups and examine 2 animals or exhibits closely while at the zoo.

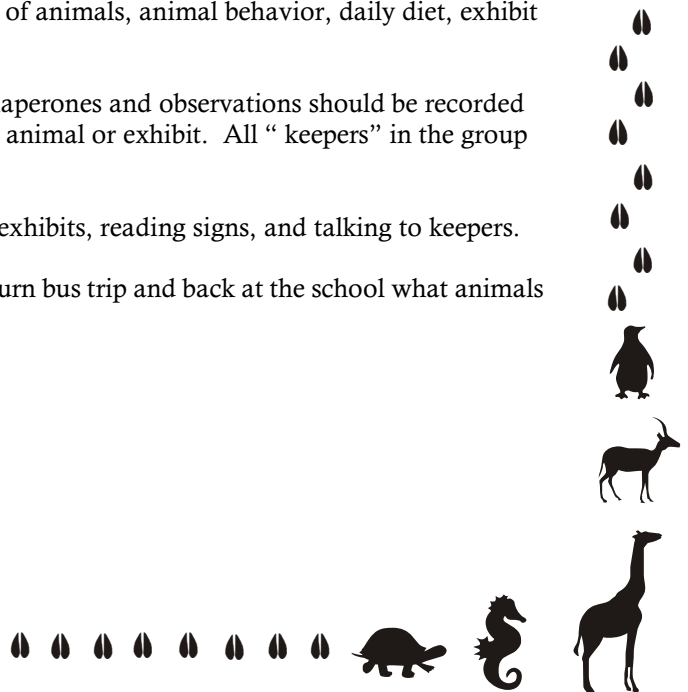
Have them act as if they are the keeper for those animals and decide what needs to be recorded in their daily notes, such as number of animals, animal behavior, daily diet, exhibit cleaning or maintenance.


They should relay the information to their chaperones and observations should be recorded on the daily keeper report sheet, one for each animal or exhibit. All "keepers" in the group should initial each report.

Information can be gathered from observing exhibits, reading signs, and talking to keepers.

Ask students to present to the class on the return bus trip and back at the school what animals they made daily reports for.

ZOO ACTIVITY





TIGER-LEVEL ACTIVITY:

Same as Cub-Level Activity except students should examine 5 animals or exhibits closely.

They should record the information on the daily keeper report sheet. If each student has one report sheet, they can use one for each animal or exhibit. All “keepers” in the group should initial each report.

Ask students to present to the class on the return bus trip and back at the school what animals they made daily reports for.

CLOSURE:

Encourage students to be observant of their pets at home and of other animals to learn more about the animal behavior.

Encourage students to think about and assess how their animals are cared for on a daily basis.


MATERIALS:

CUB: Writing utensils, Daily Keeper Report.

TIGER: Writing utensils, Daily Keeper Report.



ZOO ACTIVITY





DAILY KEEPER REPORT
FOR: _____

Date: _____

Number of animals (males- right ear tag, females- left ear tag, babies)

Daily diet (what they eat, all of food from day before eaten)

Behavior note (breeding aggression, social behavior, active, inactive, etc.)

Repairs needed (exhibit maintenance, etc.)

Cleaning needed (rake, shovel, scrub water tanks, mow, etc.)

Keeper's initials

ZOO ACTIVITY

